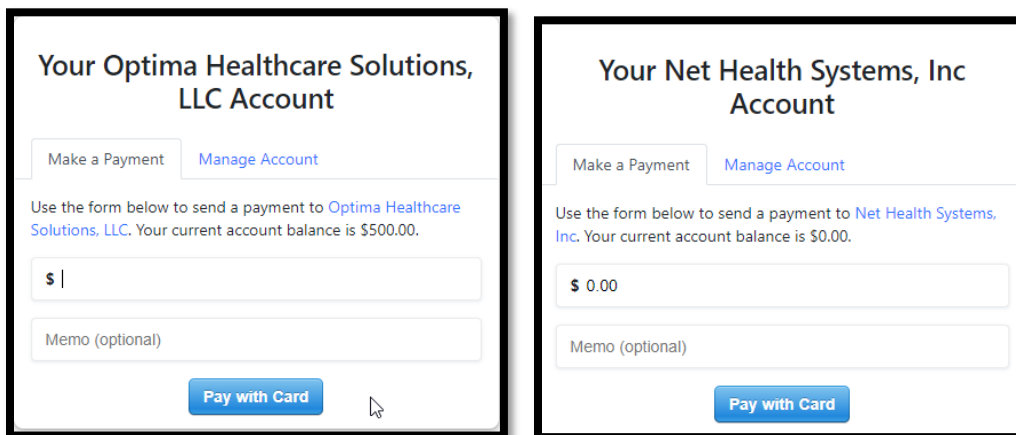


Client Payment System

We're happy you are part of the One Net Health community. Our goal is that you find complete satisfaction with both our products and our people.

We want to help make paying bills easy for you. The less time you have to spend thinking about payments, the more time you can spend focusing on your patients. This step-by-step guide will show you precisely how to make payments online and setup recurring payments, lifting the burden of paying bills manually each month.

Step 1: Click the link in your email or cut and paste the secure web address in your browser (based on your product you will be directed to the appropriate site)



Your Optima Healthcare Solutions, LLC Account

Make a Payment [Manage Account](#)

Use the form below to send a payment to [Optima Healthcare Solutions, LLC](#). Your current account balance is \$500.00.

\$ |

Memo (optional)

[Pay with Card](#)

Your Net Health Systems, Inc Account

Make a Payment [Manage Account](#)

Use the form below to send a payment to [Net Health Systems, Inc](#). Your current account balance is \$0.00.

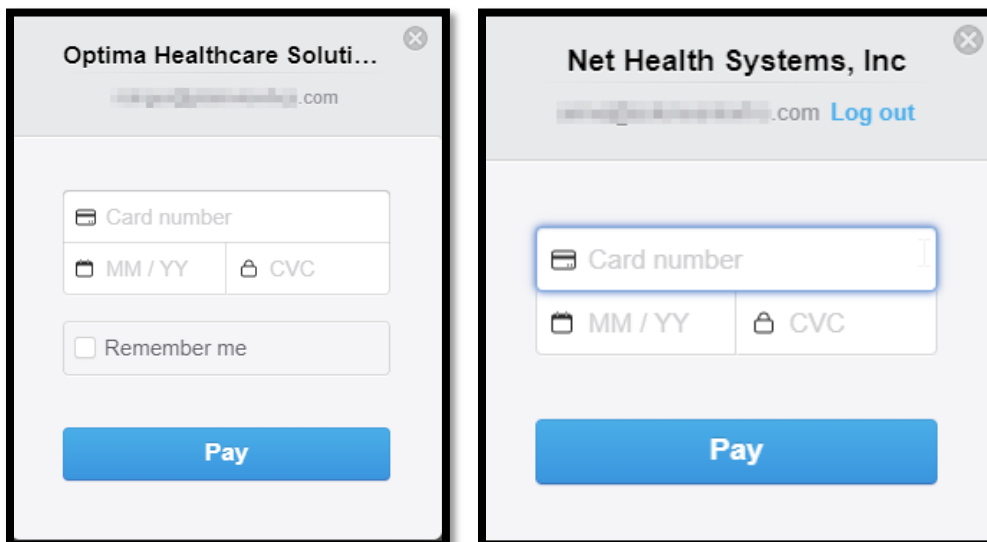
\$ 0.00

Memo (optional)

[Pay with Card](#)

MAKE A PAYMENT:

Enter the amount of your payment and the invoice number in the memo field and select Pay with Card.



Optima Healthcare Soluti...

Card number

MM / YY CVC

Remember me

[Pay](#)

Net Health Systems, Inc

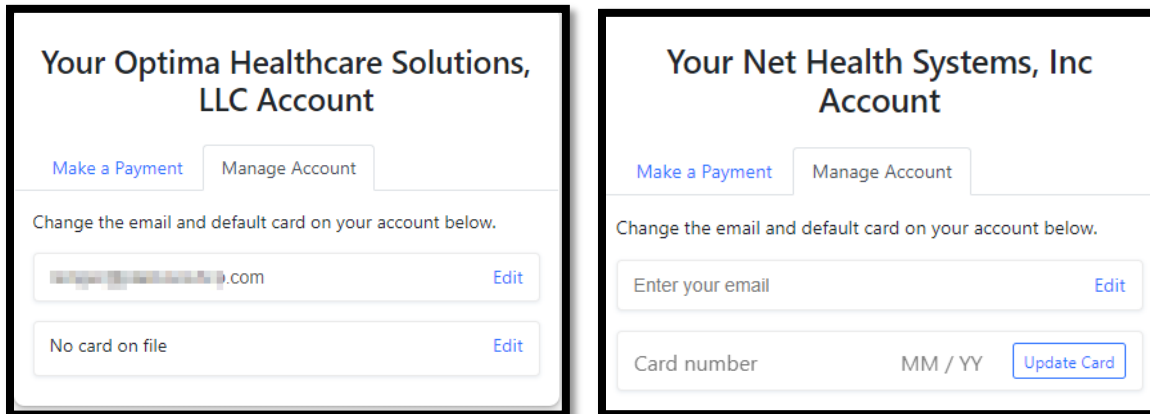
Card number

MM / YY CVC

[Pay](#)

MANAGE ACCOUNT:

If you selected REMEMBER ME to save the card data, you can use the manage account option to update the email for receipts or update the card data.



Your Optima Healthcare Solutions, LLC Account

Make a Payment Manage Account

Change the email and default card on your account below.

[Redacted] .com Edit

No card on file Edit

Your Net Health Systems, Inc Account

Make a Payment Manage Account

Change the email and default card on your account below.

Enter your email Edit

Card number MM / YY Update Card

That's all that you need to do. If you selected "Remember me" and you would like us to auto process your card on future invoices, just drop us a message at accountsreceivable@nethealth.com with your company name or customer ID and we will set your account to process recurring payments automatically on the invoice due date each month. Also, when an invoice is paid with this system an email receipt will automatically be sent to the e-mail billing contact that we have on file.

Should you have any questions regarding payment, feel free to call us at (412) 261-1366.

For more information on Stripe, click [here](#).

Link for paper copies <https://stripe.com/docs>



Net Health Banking Instructions

Wiring Instructions

- Huntington Bank
- Account Number 01109724202
- Wire Routing Number 044000024
- SWIFT Number HUNTUS33

ACH Instructions

- Huntington Bank
- Account Number 01109724202
- ACH Routing Number 041215032

Lockbox Address

- Net Health Systems, Inc.
- P.O. Box 72046
- Cleveland, Ohio 44192

Lockbox Address (overnight)

- Net Health Systems, Inc.
- Attn: Lockbox Dept OPC OPC833
- 295 FirstMerit Circle
- Akron, OH 44307



Net Health Systems, Inc.
 40 24th Street, 1st Floor
 Pittsburgh PA 15222
 United States

Invoice

#IN295897
 Customer: P1234
 02/28/2021

Bill To

Casamba Customer
 Address
 Address
 United States

Remit To

Net Health Systems, Inc.
 P.O. Box 72046
 Cleveland OH 44192
 United States

Terms	Due Date	PO #	Total
Net 30	03/30/2021		\$1,578.00

Item	Site	Start Date	End Date	Qty	Rate	Amount	Tax
Items Purchased	Site Name	02/01/2021	02/28/2021	1	\$1,578.00	\$1,578.00	0%

Subtotal	\$1,578.00
Tax Total	\$0.00
Total	\$1,578.00
Amount Paid	\$0.00
Amount Remaining	\$1,578.00

Please verify that your email and billing addresses are correct. If you have any questions regarding this invoice, please feel free to contact our Accounts Receivable Department at accountsreceivable@nethealth.com or call 800-411-6281 (412-261-1366) option 4 for Accounts Receivable.